






| | |
|--|---|
| Criterion: VI Metric: 6.3.3 | <i>Percentage of teaching and non-teaching staff participating in Faculty Development Programmes (FDP), professional development /administrative training programs during the last five years</i> |
| Response | 53.34 |
| Weblink | https://ewit.edu.in/criteria-6/ |

Summary:

| Year | 2021-22 | 2020-21 | 2019-20 | 2018-19 | 2017-18 |
|---|---------|---------|---------|---------|---------|
| Number of Participants Teaching staff | 100 | 83 | 142 | 62 | 90 |
| Number of Participants Non-Teaching staff | 159 | 42 | 62 | 65 | 129 |

List of Enclosures

| File No. | Document | Link to the Document |
|----------|--|---|
| 1 | List of professional development programmes - Teaching |  |
| 2 | Report of professional development programmes - Teaching |  |
| 3 | List of participants of training programmes - Non-Teaching |  |
| 4 | Report on Training programme Non-teaching |  |
| 5 | Sample Participation Certificates |  |